

Specification

Height	125mm (5in)
Weight	540g (1.2lbs)
Load capacity	1.5kg (3.3lbs)

Operating Instructions

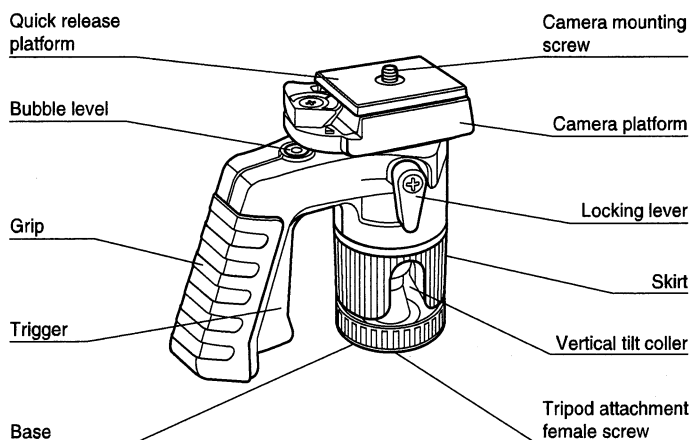
Thank you very much for choosing SLIK product. SLIK Corporation has designed to be a sturdy, rugged, dependable product that will provide you with many years of satisfactory use. Please take a few moments to read this operating instruction carefully before use so that you can take full advantage of many fine features. Retain this operating instruction in case you might want to refer back to it.

⚠ Caution

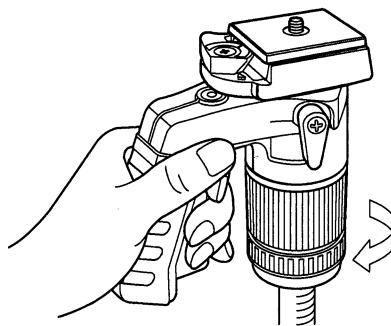
This caution icon refers to information pertaining to important safety procedures in preventing injuries, or damages which may occur as a result of mishandling this product.

S902

Components



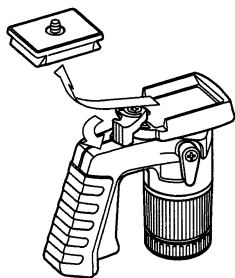
How to attach to tripod



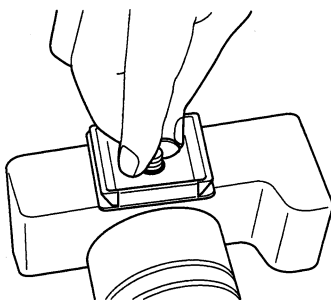
Hold Base with one hand and depress Trigger with other hand. Attach Base to center column threaded post of the tripod, and rotate it clockwise to lock in position. Release Trigger and tighten Base securely.

Attaching the camera to the quick release shoe

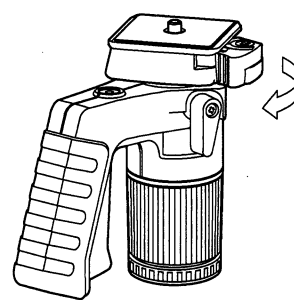
⚠ Caution



To remove the quick release shoe, turn the shoe locking lever. In this case, please do not put the lock lever back by force as it has been stood by the stopper.




Align the length of the Platform along the base of the camera body, and securely tighten the Mounting Wing Nut.

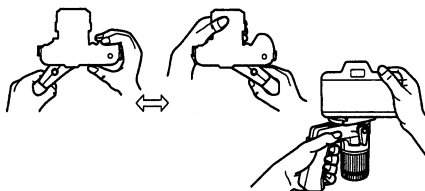


Slide into quick release shoe slantways. It will be closed automatically after attaching. Fasten the shoe locking lever tightly. It must be certainly locked.

Using the ball head



The Camera platform rotates when the Camera platform locking lever is loosened in the direction of the arrow. It moves when the Grip is grasped, and pull the Trigger. The Skirt also rotates. If the Trigger is released, it locks.



The position of the Grip can be freely chosen as the Camera platform rotates. Please fix the Camera platform with the Locking lever when you decide your required position.



The ball head can be inclined up to 90 degrees to the direction of the Skirt of U-ditch. You can get any angles if you use the rotation the Skirt and the Camera platform.